




View the full range...

### COMPLETE FLOOR STAND SOLUTIONS

#### POLE SOLUTIONS



#### COLUMN SOLUTIONS



#### SCREEN INTERFACE ARMS

BT8390-VESA200F BT8390-VESA400F



BT8390-VESA200T BT8390-VESA400T

BT8390-VESA400MAF BT8390-VESA600F



#### SCREEN ENCLOSURES



BT8390-RCL



BT8390-RCP

### STEP 4 CHOOSE A SCREEN MOUNT

#### STANDARD SCREEN MOUNTS



BT7510 BT7511 BT7518



BT7523 BT7549



BT8441 BT8431 BT7550



BT8442 BT8432 BT9903

#### SHELVES & VIDEO BAR MOUNTS



BT7871 - BT7878 BT7866 BT7863




BT7032 BT7033 BT7865

#### SHELF ARM



BT8390-SA

#### MOUNTING RAILS



BT8390

### STEP 3 CHOOSE AN ADAPTOR

#### TILT ADAPTOR



BT7027

#### COLLAR



BT7052



BT7841

#### SLIDING NUTS



BT6174


#### JOINING KIT



BT8381-JPS

### STEP 2 CHOOSE A POLE

#### Ø50MM POLES



#### COLUMNS



BT8381 (1.8m)

### STEP 1 CHOOSE A BASE

#### BASE COVERS FOR POLES



BT4002-SPC BT4002-TPC

#### BASES



BT4000



BT4001



BT4002

#### BASE COVERS FOR COLUMNS



BT4002-SCC BT4002-TCC

#### FIXED FLOOR BASES



BT8380-AFB BT8381-FFB